


QUICKTORON AIR BUBBLE REMOVER



Triple R

- 1 REMOVES AIR BUBBLES INSTANTLY**
- 2 HELPS AND IMPROVES FILTER PERFORMANCE**
- 3 IMPROVES MACHINE RELIABILITY AND EXTENDS OIL LIFE**



Quicktoron air bubble outlet line



REDUCE

REUSE

RECYCLE

FEATURES

- Quicktoron is a device to remove air bubbles from liquids.
- It's based on the cyclone principle, and very efficiently eliminates all the fine air bubbles trapped and mixed inside the fluid.
- Quicktoron helps to retain the filtration performance of filter elements. Most air bubbles have a larger sizes than solid contaminants. When these air bubbles go through the filter elements, they create big channels, allowing contaminants to pass through without being captured, and dropping filtration performance of the oil filters.
- Quicktoron devices are very compact, easy to install, and offer a very economical solution to remove air bubbles quickly and efficiently.

AIR BUBBLE PROBLEMS

- Accelerated oxidation of the fluid.
- Accelerated metal corrosion.
- Lower cooler efficiency.
- Causes measurement errors.
- Lowers the yield of film coatings.
- Creates excessive noise and vibration.
- Increases friction and wear of moving parts.

BENEFITS OF QUICKTORON

- Extends oil life.
- Improves machine reliability and component life.
- Allows the use of smaller oil reservoirs.
- Improves oil filters efficiency.
- Improves coolers efficiency.
- Improves power transmission and saves on energy costs.

QUICKTORON AIR BUBBLE REMOVER



TECHNICAL SPECIFICATIONS


MODEL	Article nr.	Flow rate	Length	Diameter	Weight	Max pressure
TRQT-50-SUS	TR010390	9 - 50 l/min	212 mm	98 mm	2,4 kg	10 bar
TRQT-100-SUS	TR010500	50 - 100 l/min	303 mm	118 mm	7,0 kg	10 bar

Maximum oil viscosity: 250 cSt - Maximum oil temperature: 120°C.

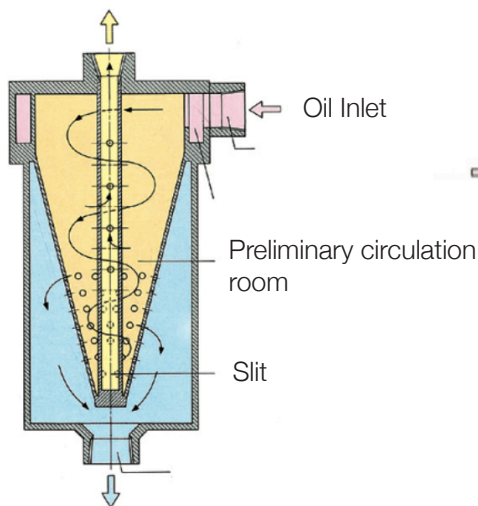
Special note: both models are made of SCS13 stainless steel, allowing a wider range of applications.

Please consult us when you want to use Quicktoron with flow rates outside of the specifications, high pressure or high temperatures, or fluid with higher viscosity than the specifications (250 cSt).

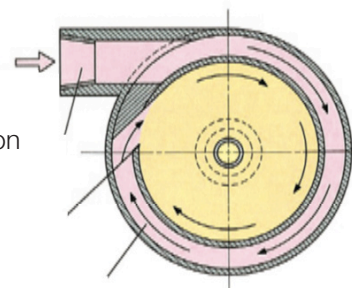
WORKING PRINCIPLES



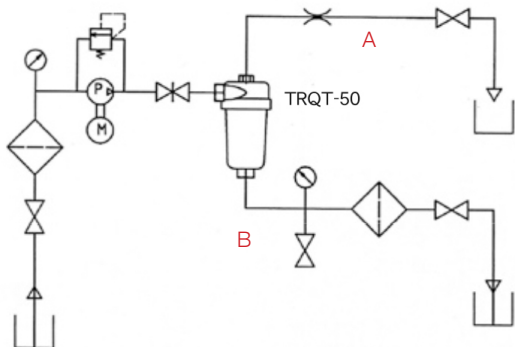
Outlet for air bubbles



Outlet for filtered oil



A : Outlet for air bubbles, into the air, close to the liquid level.



B: Outlet for filtered liquid, into the liquid.

- Adjustment of the flow rate at the Outlet for air bubbles: adjust the flow rate with the Orifice roughly at 5 to 15% of the pump delivery.

- Piping: you need to arrange piping for the air bubble discharge (line A) in addition to the IN/OUT piping (line B). Return the liquid (and air) from the Outlet for air bubbles (the ratio of air and liquid varies depending on how much air is mixed in the liquid) to the tank, and locate this outlet far from the oil suction area inside the machines, and into the air (as close as possible to the liquid level).

- For other details, treat it the same way as you do for the standard filter systems.

Selection standards may vary depending on machine types, environments, fluid types, conditions. Please consult your Triple R distributor. Specifications may change without prior notices due to product improvements.